

दूरभाष/Phone :25367033, 25367035, 25367036

फैक्स/Fax :0091-11-25367024

ई-मेल/E-mail: mci@bol.net.in

वेबसाइट/Website: www.mciindia.org



पॉकेट -14, सेक्टर-8, द्वारका,

फेस-1, नई दिल्ली-110077

Pocket- 14, Sector- 8, Dwarka Phase - 1,

New Delhi-110077

OFFICE OF DEAN
G.M.C. SURAT

INWARD No. 2669

10 8 MAR 2019

BRANCH

AS

ADM

भारतीय आयुर्विज्ञान परिषदके अधिक्रमण मेंशासी बोर्ड

BOARD OF GOVERNORS
IN SUPERSESION OF MEDICAL COUNCIL OF INDIA

BOG Meeting Date: 25.02.2019 under Item No. 8

Item No. 47

शासीबोर्डबैठकदिनांक: 25.02.2019 मदसंख्या: 8 के तहत

मद संख्या: 47

सं./No.भा.आ.प./MCI-94(22)/2019-मेड./Med./

दिनांक/Date:

सचिव,

भारत सरकार,

स्वास्थ्य और परिवार कल्याण मंत्रालय,

निर्माणभवन, नईदिल्ली -110011

The Secretary to the Govt. of India,

Ministry of Health & F.W.,

Nirman Bhawan,

New Delhi - 110011

विषय/Subject: Veer Narmad South Gujarat University - Renewal of recognition of MD(Microbiology) qualification for 03 seats in respect of students being trained at Government Medical College, Surat.

महोदय/ महोदया,

Sir/Madam,

I am directed to state that the Board of Governors at its meeting held on 25.02.2019 considered the Compliance Verification Assessment report (26.11.2018) along with the Council Assessor's Report(s) (April, 2018) and compliance dated 30.07.2018 submitted by the college authorities on the standard of examination and other teaching facilities for Renewal of recognition of MD(Microbiology) qualification for 03 seats at Government Medical College, Surat granted by Veer Narmad South Gujarat University and decided as under:-

"The Board of Governors considered the Compliance Verification Assessment Report (26.11.2018) along with the Council Assessor's Report (April, 2018) and compliance dated 30.07.2018 submitted by the college authorities together with the recommendations of the PG Expert Group (BoG) and decided to recommend to the Central Government that the recognition of MD(Microbiology) qualification for 03 seats granted by Veer Narmad South Gujarat University in respect of students being trained at Government Medical College, Surat be renewed.

The Board of Governors further decided that the recognition so granted shall be for a maximum period of 5 years from the date of Notification upon which the Institute shall have to apply for renewal of recognition. Failure to seek timely renewal of recognition as required shall invariably result in stoppage of admission to the Postgraduate Course."

निरीक्षणरिपोर्ट की प्रतिइसकेसाथसंलग्नहै।

A copy of assessment report is enclosed herewith.

भवदीय,

(डॉ. राजेन्द्र वाबले)

संयुक्तसचिव

पृष्ठांक सं./Endst. No.भा.आ.प./MCI-94(22)/2019-मेड./MCI/ 183463

दिनांक/Date:

28/02/19

प्रतिसूचनार्थतथाआवश्यककार्रवाईहेतु :-

Copy forwarded for information and necessary action to: -

1. The Dean/ Principal, Government Medical College, Majura Gate Surat - 395001
2. The Registrar, Veer Narmad South Gujarat University, University Campus, Udhna, Magdalla Road, Surat - 395007
3. The Director of Medical Education, G-Block, 2nd floor, Civil Hospital Campus, Gandhi Nagar-382012.
4. Computer Section of the Council for uploading on MCI website.

(डॉ. राजेन्द्र वाबले)

संयुक्तसचिव

29/5/2018/80

R

STANDARD ASSESSMENT FORM FOR COMPLIANCE VERIFICATION OF POST GRADUATE COURSES

(Report of Compliance Verification will be accepted only in this SAF)

Name of College : Government Medical College, Surat

Subject : Microbiology

Purpose of Inspection : Compliance verification for renewal of recognition of MD Microbiology (3Seats)

Date of Inspection : 26/11/2018

Name of the Assessor with mobile number : Dr. Amit Singh
09458641459

Note:

1. Please read the SAF carefully before filling it up. Retrospective changes in Data will not be allowed.
2. **Do not use Annexures. All information should be provided in SAF at appropriate place earmarked. No Annexures will be considered.**
3. Experience details should be supported by experience certificate from competent authority (from the place of work) without which it will not be considered.
4. Full reference of publications(including clarification where the Journal is indexed) should be listed in front of the name to whom benefit of publications in Promotion have been given. If not given, it will not be considered from Annexures. They should also be supported by photocopies of published articles without which they will not be considered. Give only full articles, case reports and abstracts will not be considered.
5. Assessor to give his final remarks at the end of summary in the SAF. No separate confidential letter be sent.
6. Don't add, alter or delete any column of SAF.
7. Dean will be responsible for filling all columns and signing at appropriate places.


Dean
Govt. Medical College
Surat.



STANDARD ASSESSMENT FORM FOR COMPLIANCE VERIFICATION OF POST GRADUATE COURSES

(Report of Compliance Verification will be accepted only in this SAF)

Name of College : Government Medical College, Surat
 Subject : Microbiology
 Purpose of Inspection : Compliance verification for renewal of recognition
 of MD Microbiology (3 Seats)
 Date of Inspection : 26/11/2018
 Name of the Assessor : Dr. Amit Singh
 with mobile number : 09458641459

COMPLIANCE VERIFICATION REPORT


1	2	3	4	5
Deficiencies pointed out by PG Committee	Reply Submitted by College Authority	Observation of Assessor on replies submitted by college Authority	Available Faculty on inspection Day	Available Clinical Material on inspection Day (of Department Concerned) Civil Hospital, Surat
1).5 faculty members including Dr Minesh Vadsmiya, Dr Vyoma Chudasama, Dr Piyush Panchal, Dr Dipal Jethwa who have been presented as faculty during the present assessment have appeared for assessment at other institutions during previous 2 years as detailed in the report.	1). New academic year has started from July 2017. They appeared at other places before July 2017. Two tutors have been newly appointed joined on 1. Dr Dipika- 1/5/2018 2. Dr Yogita- 2/5/2018.	1) 3 faculty members Dr Minesh Vadsmiya, Dr Vyoma Chudasama, Dr Piyush Panchal have been transferred to other Medical college. Dr. Dipal Jethwa Tutor had appeared for assessment before the starting of current assessment year 2017-18 and now she is promoted to Assistant Professor. Dr. Mitesh Patel has joined as Associate Professor on 20-09-2018 and Two tutors have been joined on 1. Dr Dipika-	Professor:01 Associate Professor:02 Assistant Professor: 04 Tutor: 03 Senior Resident: 01 Junior Resident: 03	1) Total OPD: 3187 2) Total IPD: 190 3) Bed Occupancy: 97.82% 4) Total Number of Surgeries: 108 • Major Operations:41 • Minor Operations: 64 • Day Care Operations:45 • Total Histopath Specimens Sent:23 • Total Deliveries:12 • Total C.S.: 3 5) Total Faculty in the department as per faculty table attached. 6) Department of Microbiology data: • Bacteriology: 112 • Serology/Immunology: 168 • Mycology: 02 • Parasitology: 03 • Virology: 138 • Molecular: 02 • Others (T.B): 00

Dean
Govt. Medical College
Surat.

Amit Singh

FORM-MCI-16(COMP.VERIFICATION)

<p>2). workload of the following parameters has decreased during 3 year period from 2015 to 2017: # investigation workload 2015;2017 i. Bacteriology 49793;43724 ii. Serology 33460;31648 iii. Parasitology 1219;706 iv. Virology 77075;75660 v. Molecular 3836;2669</p> <p>3). There is data mismatch in workload of different investigations as shown in the table of investigation workload at item no 5 in summary and item no 9 in SAF part II which need to be clarified.</p>	<p>2). During 2015 there was an outbreak of Swine flu and Leptospirosis, therefore sample load was more. Surat district has large number of migrant population so sample load gets fluctuated. Due to preventive and proactive measures taken by Government and the Municipal authorities, water borne and mosquito borne diseases have decreased. In spite of these factors, clinical material is sufficient for training of 3 M.D students.</p> <p>3). The mismatch in the data is due to typographical error and has been rectified. The actual data are: <u>Year 1</u> (2015) Bacteriology: 49793 Serology: 33460 Mycology: 1109 Parasitology: 1219 Virology:77075 Molecular: 3836 Other (TB IRL): - <u>Year 2</u> (2016) Bacteriology: 48615 Serology: 33518 Mycology: 1680 Parasitology: 1070 Virology:69559 Molecular: 533</p>	<p>1/5/2018 2. Dr Yogita-2/5/2018.</p> <p>2) The explanation given by the Institute seems justifiable.</p> <p>3) The rectified data has been provided. (Document attached)</p>		
--	--	---	--	--


Dean
Govt. Medical College
Surat.



FORM-MCI-16(COMP.VERIFICATION)


<p>4). NIL new books have been purchased for Departmental Library during last three years.</p> <p>5). Several equipments are non functional as mentioned in the report.</p>	<p>Other (TB IRL): - <u>Year 3</u> <u>(2017)</u> Bacteriology: 43724 Serology: 31648 Mycology: 1644 Parasitology: 706 Virology: 75660 Molecular: 2669 Other (TB IRL): 5400</p> <p>4). Books were purchased by central library for Microbiology departmental library. In 2015-16, eight books, 2016-17 sixteen books and in 2017-18, eighteen books were purchased and are now with Microbiology Departmental library.</p> <p>5). The equipments which are functional fulfill the minimum requirements by MCI. The non functional instruments are repaired and made functional. As per MCI requirements 80 microscopes are required and we have 89 functional microscopes. The surplus was not working which have been removed.</p>	<p>4) Total of 42 new books (latest edition) have been procured for the Departmental library in last 3 years. (Supportive documents attached)</p> <p>5) 51 Monocular Microscopes are functional and 56 Binocular Microscopes are functional. 100 more Binocular Microscopes under procurement process. 7 Binocular Microscopes were serviced, repaired and made functional on 25-09-2018. Automated blood culture system (Versa-TREK) is non functional. However, new equipment is under procurement process. (Supportive</p>		
---	--	---	--	--

FORM-MCI-16(COMP.VERIFICATION)

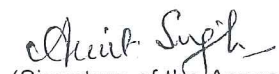
<p>6). Other deficiencies are pointed out in the Assessment report.</p>	<p>6). No other deficiency has been pointed out.</p>	<p>evidence attached)</p>		
---	--	---------------------------	--	--

- (1) I have verified the Eligibility of all faculty members for the post they are holding (Based on experience Certificates issued by competent authority). Their experience Details in Different Designations and unit wise Distribution attached in the faculty table enclosed.
- (2) Any other specific observation which the Assessor want to mention.

The Department has well equipped labs for Leptospirosis (Reference Lab since 2005), BSL-3 IRL lab for Tuberculosis, HIV viral load lab and sanctioned VRDL lab. Microbiology Department is attached with 1200 bedded New Civil Hospital and has adequate clinical material.


(Signature of the Dean)


Dean
Govt. Medical College
Surat.


(Signature of the Assessor)
26/11/18

Unit Wise Teaching and Residential Staff:

Bed Strength: _____

Unit: _____

S. No.	Designation	Name with Date of Birth	Nature of employment Full time/part time/Hon.	PAN Number TDS deducted	PG QUALIFICATION			Experience Date wise teaching experience with designation & Institution				Signature of Faculty Member	
					Subject with Year of passing	Institution	University	Designation Mentioning subject	Institution	From	To		Total Period
1	PROFESSOR AND HEAD	DR. NEETA KHANDELWAL	FULL TIME	BQPK1587P RS. 46000	MICROBIOLOGY 1998	B.J. MEDICAL COLLEGE	GUJARAT UNIVERSITY	TUTORM.D.(M ICRO)	B.J.M.C AHMEDABAD	27-02-1997	26-8-1998	1 YEAR 5 MONTH 30 DAYS	

Dean
Govt. Medical College
Surat.





Dr. Neeta Khanelwal

FORM-MCI-16(COMP.VERIFICATION)

2	ASSOCIATE PROFESSOR	DR. GEETA VAGHELA	FULL TIME	AAZPV4833D	MICROBIOLOGY 2005	GMC SURAT	VNSGU SURAT	TUTORM.D.(M ICRO)	GMC SURAT	08-08-1995	03-02-2006	10 YEAR 5 MONTH 26 DAYS	NO	
						GMC SURAT		ASSISTANT PROFESSORM. D.(MICRO)	GMC SURAT	04-02-2006	06-02-2011	5 YEARS 2 DAYS		
								ASSOCIATE PROFESSORM. D.(MICRO)	GMC SURAT	07-02-2011	23-06-2013	2 YEARS 4 MONTHS 16 DAYS		
									GMRES, VALSAD	24-06-2013	24-07-2013	1 MONTH		
									GMC, SURAT	25-07-2013	14-03-2016	2 YEAR 7 MONTH 18 DAYS		
									GMERS, VALSAD	15-03-2016	23-05-2016	2 MONTH 8 DAYS		
									GMC, SURAT	24-05-2016	TILL DATE	2 YEAR 4 MONTH		
3	ASSOCIATE PROFESSOR	DR. MITESH PATEL	FULL TIME	AFKPP8313G	MICROBIOLOGY 2001	B.J. MEDICAL COLLEGE	GUJARAT UNIVERSITY	TUTORM.D.(M ICRO)	B.J.M.C AHMEDABAD	05-07-2001	31-01-2006	4 YEARS 7 MONTHS	3	ASSOC IATE PROFE SSOR

Dean
Govt. Medical College
Surat.

FORM-MCI-16 (COMP. VERIFICATION)

7	ASSISTANT PROFESSOR	DR. ULLAS BHABHOR	FULL TIME	BFVPM1534C RS. 4,300	MICROBIOLOGY 2013 	MP SHAH MEDICAL COLLEGE, JAMNAGAR	SAURASTRA UNIVERSITY, RAJKOT.	TUTOR M.D.(MICRO)	MP SHAH MEDICAL COLLEGE, JAMNAGAR	05-12-2011	02-09-2013	1 YEAR & 9 MONTH	
						GMC, SURAT		ASSISTANT PROFESSOR. D.(MICRO)	GMC, SURAT	19-11-2013	TILL DATE	5 YEARS	
8	ASSISTANT PROFESSOR	DR. DIPAL JETHWA	FULL TIME	ANHPC8069P RS. 5,000	MICROBIOLOGY 2012 	BJ MED. COLL. AHEMEDABAD	GUJ. UNIVERSITY, AHMEDABAD	TUTOR M.D.(MICRO)	B.J.M.C AHMEDABAD	19-10-2011	11-06-2012	7 MONTH 23 DAYS	
						GMC, SURAT			GMC, SURAT	12-06-2012	28-03-2013	9 MONTH 16 DAYS	
						GMERS, VALSAD			GMERS, VALSAD	29-03-2013	28-07-2013	4 MONTH	
						GMC, SURAT			GMC, SURAT	29-07-2013	02-12-2015	2 YEAR 4 MONTH 2 DAYS	
						GMERS JUNAGADH			GMERS JUNAGADH	03-12-2015	23-05-2016	5 MONTH 20 DAYS	
						GMC SURAT			GMC SURAT	24-05-2016	14-2-2017	8 MONTH 21 DAYS	
						GMC, BARODA			GMC, BARODA	15-2-2017	10-5-2017	2 MONTH 25 DAYS	

Govt. Medical College
Surat.



FORM-MCI-16(COMP. VERIFICATION)

13	SENIOR RESIDENT	DR. MANALI SHAH	FULL TIME	---	MICROBIOLOGY 2018	GMC SURAT	VNSGU SURAT	SENIOR RESIDENT	GOVERNME NT MEDICAL COLLEGE, SURAT	30-05-2018	TILL DATE	4 MONTH		Shobani
14	1 ST YEAR RESIDENT	DR. DHARMI SHETHA SUTARIYA	---	---	---	---	---	1 ST YEAR RESIDENT	GOVERNME NT MEDICAL COLLEGE, SURAT	15-05-2018	TILL DATE	4 MONTH		Dharmishetha
15	1 ST YEAR RESIDENT	DR. RIDHDHI PATEL	---	---	---	---	---	1 ST YEAR RESIDENT	GOVERNME NT MEDICAL COLLEGE, SURAT	15-05-2018	TILL DATE	4 MONTH		Ridhdhi Patel
16	1 ST YEAR RESIDENT	DR. SMITA DESAI	---	---	---	---	---	1 ST YEAR RESIDENT	GOVERNME NT MEDICAL COLLEGE, SURAT	15-05-2018	TILL DATE	4 MONTH		Smita Desai

Dr. Mani Shah



Dean
Govt. Medical College
Surat.

FORM-MCI-16(COMP. VERIFICATION)

Note: Unit wise teaching/residential staff should be shown separately for each unit in the proforma.

Use only the Format provided. DO NOT devise your own format otherwise the information will not be considered. Fill up all columns

Publications : Give only full articles in indexed Journals published during the period of promotion

have verified the eligibility of all faculty members for the post they are holding (based on experience certificates issued by competent authority of the place of working). Their experience details in different Designations and unitwise distribution is given the faculty table above.

The Department has well equipped labs for Leptospirosis (Reference Lab since 2005), BSL-3 IRL lab for Tuberculosis, HIV viral load lab and sanctioned VRDL lab. Microbiology Department is attached with 1200 bedded New Civil Hospital and has adequate clinical material.


26/11/18
Signature of Assessor



Signature of Dean

Dean
Govt. Medical College
Surat.

STANDARD ASSESSMENT FORM FOR PG COURSES YEAR 2018-19

(Report in this SAF prescribed for the year 2018-19 will only be accepted)

SUBJECT – MICROBIOLOGY

R/R

INSTRUCTIONS TO DEANS & ASSESSORS

1. Please read the SAF carefully before filling it up. Retrospective changes in Data will not be allowed.
2. **Do not use Annexures. All information should be provided in SAF at appropriate place earmarked. No Annexures will be considered.**
3. Experience details should be supported by experience certificate from competent authority (from the place of work) without which it will not be considered.
4. Don't add, alter or delete any column of SAF.
5. In case of DNB qualification name of the hospital/institution from where DNB training was done and year of passing must be provided. Simply saying National Board of Examination, New Delhi is not enough. Without these details DNB qualification holder will be summarily rejected.
6. Experience of defence service must be supported by certificate from the competent authority of the office of DGAFMS without which it will not be considered.
7. Dean will be responsible for filling all columns and signing at appropriate places.
8. If promotion is after cut-off date (i.e. after 21/07/2013 for Professor & 21/07/2014 for Associate Professor) or benefit of publications is given in promotion before cut-off date, give the list of publications immediately below the name of faculty in this format: Title of Paper, Authors, Citation of Journal, details of Indexing. Photocopies of published articles should also be submitted without which they will not be considered. Give details of **only** original research articles; Case reports, Review articles and Abstracts will not be considered and should not be included.
9. No abbreviations of the name of Medical College in the Faculty List and Declaration Forms are acceptable

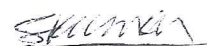
INSTRUCTIONS TO ASSESSORS: Please ensure that only original research papers published in indexed print journals are included in the list. Remaining entries, if included, should be struck off.

10. Assessor may give any relevant remarks not shown in the assessment report on the page marked "Remarks of Assessor". No separate confidential letter should be sent.
11. Count only those faculty & Residents who have signed in attendance sheet before 11:00 a.m. and are present for subsequent verification and are found eligible on verification and also those who are on MCI permitted leave and MCI or Court duty. Do not forget to obtain signature of faculty and residents/senior residents in faculty table in appropriate column.



Dean,
Government Medical College,
Surat.

Signature of Dean



Signature of Assessor

**STANDARD ASSESSMENT FORM FOR POSTGRADUATE COURSES
(MICROBIOLOGY)**

1. Name of Institution: GOVERNMENT MEDICAL COLLEGE, SURAT

MCI Reference No.: No.MCI/PGI Assessment// mdated:19-04-2018

2. Particulars of the Assessor:-Dr Surinder Kumar

Assessment Date: 25/04/2018

Name Dr Surinder kumar Designation -Director Professor Specialty -Microbiology Name & Address of Institute/College Department of Microbioooogy, Maulana Azad Medical College, New Delhi-110002.	Residential Address (with Pin Code) DII/104, Kidwai Nagar West, New Delhi- 110023. Phone.(Off) -011-23239272Ext169 169.....(Resi.) 011-246712686 (Fax) MobileNo. 9968604266
--	---

3. (Institutional Information)

A). Particulars of college

Item	College	Chairman/ Health Secretary	Director/ Dean/ Principal	Medical Superintendent
Name	Government Medical College	Shri Punamchand Parmar, IAS	Dr. J. M. Brahmhatt	Dr. M. K. Vadel
Address	Majuragate, Surat	Secretary, Health & Family Welfare Department, Block No. 9, 7 th floor, New Sachivalay, Gandhinagar	E/2, Dean Bunglow, Government Medical College, Majuragare, Surat	11, Abhishek Bunglows, Opp. Ashirwad Park, City Light Road, Surat
State	Gujarat	Guajrat	Guajrat	Guajrat
Pin Code	395001	382010	395 001	395 001
Phone (Off) (Res) (Fax)	Phone No. - 0261 224 4175 Fax No.:- 0261 224 1025	Phone No. - 079 232 51 401	Phone No. (O) - 0261 224 4175 (R) - 0261 2208 373 Fax No.:- 0261 224 1025	Phone No. - (O) 0261 224 4985 (R) 0261 557 7678 Fax No.:- 0261 224 1324
Mobile No.			098981 41114	098255 55387
E.mail:	deangmcs-gj@nic.in	sechfwd@gujarat.gov.in	dean.health.surat@gmail.com	ms.helath.surat2@gmail.com

B). Particulars of Affiliated University

Item	University	Vice Chancellor	Registrar
Name	Veer Narmad South Guajrat University	Dr. Shivendra Gupta	Sri A. V. Dhaduk
Address	Udhna Magdalla Road, Surat,	Kulpati Niwas, Veer Narmad South Gujarat University Campus, Udhna Magdalla Road, Surat	Veer Narmad South Gujarat University Campus, Udhna Magdalla Road, Surat
State	Gujarat	Gujarat	Gujarat
Pin Code	395007	395007	395007
Phone (Off) (Res) (Fax)	Phone No: +91 (0261) 2227141 to 2227146 FAX No: +91 (0261) 2227312 Toll Free : 1800 2333 011	0261 222 7942	0261 222 7141 to 46
Mobile No.			
E.mail:	Email: info@vnsgu.ac.in	vc@vnsgu.ac.in	registrar@vnsgu.ac.in

Dean,
Government Medical College,
Signature of Dean, Surat

Signature of Assessor

SUMMARY

Date of Assessment: 25/4/2018 Name of Assessor: Dr Surinder Kumar

1. Name of Institution (Private / Government)	Director / Dean / Principal (Who so ever is Head of Institution)	
	Name	Dr.Brahmbhatt Jayeshkumar Muljibhai
	Age & Date of Birth	53 Years 03/05/1964
	Teaching experience	22 years 6 months
	PG Degree (Recognized/Non-R)	Recognized
	Subject	M.S. General Surgery M.ch. Plastic Surgery

2. Department inspected	Head of Department	
	Name	Dr.Neeta Khandelwal
	Age & Date of Birth	49 years 24-06-1968
	Teaching experience	21 years 2 months
	PG Degree (Recognized/Non-R)	Recognized

3. (a). Number of UG seats	Recognised (Year: 2011)	Permitted (Year 2006)	First LOP date when MBBS course was first permitted
	150 Seats		
(b). Date of last inspection for	UG :- 12 th & 13 th April 2018	PG:7/5/2013	
	Purpose: Compliance for to increase Seats to 250	Purpose: For recognition of PG seats	
	Result: awaited	Result: PG seats Recognized	

4. Total Teachers available in the Department:

Designation	Number	Name	Total Teaching Experience	Benefit of Publications in Promotion
Professor	1	Dr.Neeta khandelwal	21 yrs 2months	No
Addl./Assoc Professor	2	Dr.Geeta Vaghela Dr.Minesh vadsmiya	22Yrs8mnths 15Yrs4months	No
Asstt. Professor	4	<ul style="list-style-type: none"> • Dr.Latika shah • Dr.Tanvisukharamwala • Dr.Sangita rajdev • Dr.Ullas bhabhor 	19Yrs4months 10Yrs 8Yrs 6Yrs	No
Tutor	5	Dr.Vyoma patel Dr.Piyush panchal Dr.Dipal Jethwa Dr.Purvi Gandhi	9Yrs 5months 8Yrs 11months 6Yrs 6 months 7 months	No

Signature of Dean

Signature of Assessor

		Dr.Alpa patel	7 months	
Senior Resident	Nil	-	-	-

- Assistant professor with teaching experience of more than 4 years and having 2 publications.
Note: Count only those who are physically present.

5 Year-wise available clinical materials (during previous 3 years) for department of Microbiology.
(Year means calendar year 1st January to 31st December)

Average daily investigative workload of the Department	Year 1 2015	Year 2 2016	Year 3 (Last Year) 2017
Bacteriology	49793	48615	43724
Serology/Immunology	33460	33518	31648
Mycology	1109	1680	1644
Parasitology	1219	1070	706
Virology	77075	69559	75660
Molecular	3836	533	2669
Others (TB IRL)	-	-	5400

- Note :
- Year means calendar year (1st January to 31st December)
 - IPD means total number of patients admitted (Not total occupancy of the year)

6 Investigative work load on the day of inspection (Entire hospital)

Average daily investigative workload of the Department	OPD	IPD
Microbiology		
Microscopy	15	41
Cultures and Sensitivity	8	25
Serology/Immunology	100	57
Molecular	1	0
Others(TB IRL)	8	-

7. Publications from the department during last 5 years:

(Give only full articles published in indexed journals. No case reports or abstracts be given)

- Shah AJ, Sangita BR, Vaghela GM, Mulla SA. Retrospective analysis to study trend of biotype, serotype and phage type of Vibrio Cholerae isolates in south Gujarat over last 17 years. *Int. J Med Public Health* 2014;4:155-8.
- Garhval D, Vaghela G, Panwala T, Sangita BR, Shah AJ, Mulla S. Lead tolerance capacity of clinical bacterial isolates and change in their antibiotic susceptibility pattern after exposure to a heavy metal. *Int J Med Public Health* 2014;4:253-6.
- Sangita BR, Aarohi P, Summaiya M. Use of blood agar along with Lowenstein-Jensen media for rapid isolation of mycobacterium tuberculosis for early drug susceptibility testing. *Journal of academy of clinical microbiologist* 2014;16(2).
- Tanvi Panwala , Summaiya Mulla. Is dengue emerging as a major public health problem in southern region of Gujarat?. *Journal of Research in Medical and Dental Science*, 2014;2(3):69-73.
- Hitesh Bhabhor, NirmalBhrahmbhatt, UllasMachhar,Anoopsingh Profile of Dengue Cases Admitted to a Medical College Hospital in Western India. *National Journal of Medical Research*, 2014.
- Dr.Khyati, Dr. M.M. Vegad, Dr. Neeta Khandelwal. Swine origin influenza A H1N1 virus in paediatric patients at tertiary care hospital. *International journal of microbiology research*. 2015;5(2):198-01.
- Latika J Shah, Geeta M Vaghela, Hetvi Mahida. Urinary Tract Infection: Bacteriological profile and its antibiotic susceptibility in western India. *National Journal Of Medical Research*. 2015;5(1):71-4.
- Geeta M Vaghela, Latika N Purohit, Prashant V Kariya. Susceptibility of Candida species to antifungal drugs in western India. *National Journal Of Medical Research*, 2015;5(2):122-26.

Dean,
Government Medical College,
Surat

Signature of Dean

Signature of Assessor

- DrNitiTalsania A cross sectional Study of Utilisation of 108 EMRI Obstetrics Care services for Institutional Delivery in Gandhinagar District in Gujarat. *IOSR Journal of Dental & Medical Science*, 2015;14(9):36-40.
10. JethwaDK, Chauhan DV, Badrakiya GL, Badrakiya SG. Hepatitis E virus in pregnancy with fetomaternal outcome- A prospective study. *IOSR Journal of Dental & Medical Science*, 2015;14(8):25-28.
 11. Tanvi P, Sangita BR, Summaiya M. To evaluate the different rapid screening tests for diagnosis of leptospirosis. *J of Clin and Diag Res* 2015;9(2):21-24.
 12. Tanvi P, Summaiya M. Seroprevalence of the cattle leptospirosis in south Gujarat region of India. *Journal of Agriculture and Veterinary Science* 2015;8(2):8-11.
 13. Rajdev S, Shah A, Patel A, Mulla S. Surveillance of Gonococcal Infections with Assessment of Their Antibiotic Susceptibility Pattern. *Advances in Infectious Diseases*, 2016;6:46-51.
 14. Summaiya M, Ambuj K, Sangita R. Comparison of MIC with MBEC assay for in vitro antimicrobial susceptibility testing in biofilm forming clinical bacterial isolates. *Advances in Microbiology*, 2016;6(2):73-8.
 15. Mamta rani, Darshan C., Sangita R, Gaurav G., Rajan V. Investigation of deaths of pediatric patients in kaparada block of valsad District. *International Journal of Development Research*, 2016;6(4):7494-97.
 16. Mulla S, Charan J, Rajdev S. Antibiotic sensitivity pattern in blaNDM-1-positive and carbapenemase-producing Enterobacteriaceae. *Int J App Basic Med Res* 2016;6:14-7
 17. Tanvi Panwala, Summaiya Mulla. To identify the prevalence leptospiraserogroups in the cases from southern Gujarat region. *National Journal of Laboratory Medicine* 2016;5:34-38.
 18. Tanvi Panwala , Summaiya Mulla. Evaluation of two diagnostic methods for dengue virus infection and its correlation with thrombocytopenia. *International Journal of Health & Allied Sciences*, 2016;5(2):88-92
 19. Latika N Purohit, Prashant V Kariya. Trends of nosocomial infections in a private hospital of Surat, Gujarat. *National journal of medical research*, 2016;6(1):95-7
 20. Dr Dipal, Dr Darshan, Dr Gunjan, Dr Sonali. Acute Viral Hepatitis in pregnancy. *IOSR Journal of Dental & Medical Science*, 2016;15(6):08-11
 21. Mistry Y, Rajdev S, Mullan S. Comparative Study of Z N Staining vs. Flurochrome Staining and Impact of Sample Processing on Diagnosis of Tuberculosis from Various Clinical Samples. *Advances in Microbiology*, 2016;6:953-58
 22. Mistry Y, Rajdev S, Mullan S. Scenario of Infection Prevention and Control Measures for Tuberculosis in Tuberculosis Inpatient and Outpatient Department in Tertiary Care Hospital. *Journal of Tuberculosis Research*, 2016;4(4):147-54
 23. Mistry, Y., Rajdev, S. and Mullan, S. Use of Cost Effective Semi-Automated (Manual/Micro) MGIT System over BACTEC 960 to Perform First Line Anti-Tuberculosis Drugs Sensitivity Testing. *Journal of Tuberculosis Research*, 2016;4(4):227-34
 24. Summaiya Mullan, Tanvi Panwala. Polymerase Chain Reaction: An Important Tool for Early Diagnosis of Leptospirosis Cases. *Journal of Clinical and Diagnostic Research*. 2016;10(12):DC08-11
 25. Shah M., Mullan S. Assessment of knowledge, attitude and practices regarding Biomedical Waste Management amongst Intern doctors in New Civil hospital, Surat. *International Journal of Biomedical Research* 2017;8(3):125-7.
 26. Tiwari N., Rajdev S., Mullan S. Resistance Trends among *Pseudomonas aeruginosa* Isolates in a Tertiary Care Centre in South Gujarat. *Scientific research an academic publishers* 2017;7(3):188-94.
 27. Shah M., Vaghela G., Mullan S. Retrospective Analysis of The Distribution of Vancomycin MIC Values Among Clinical Isolates of Methicillin-Resistant Staphylococcus Aureus In A Tertiary Care Hospital, Surat. *National Journal of Integrated Research in Medicine* 2017;8(2):5-8.

Signature of Dean
 Dean,
 Government Medical College,
 Surat

Signature of Assessor
 25-09-15

8. Investigative Workload of entire hospital and Department Concerned.

Parameter		Entire Hospital	Department of Microbiology	
		On the Day of Assessment	On the Day of Inspection	Average of 3 Random Days
Radio-diagnosis	MRI	40	40	35
	CT	7	7	6
	USG	220	220	215
	Plain X-rays	452	452	431
	IVP/Barium etc	4	4	3
	Mammography			
	DSA			
	CT guided FNAC			
	USG guided FNAC			
	Any other			
Pathology	Histopath	36	36	34
	FNAC	18	18	14
	Hematology	861	861	824
	Others (clinical pathology)	113	113	108
Bio-Chemistry		3677	3677	3580
Microbiology		434	434	430
Blood Units Consumed		46	46	47

9	Blood Bank	License valid	Yes / No (enclose copy) (G-710,2021)
		Blood component facility available	Yes / No (enclose copy)
		Number of blood units stored on the inspection day	1171
		Average units consumed daily (entire hospital)	47

- 10. Specialized services provided by the department: **Adequate / not-adequate**
- 11. Specialized Intensive care services provided by the Dept: **Adequate / not-adequate**
- 12. Specialized equipment available in the department: **Adequate / not-adequate**
- 13. Space (OPD, IPD, Offices, Teaching areas) **Adequate / not-adequate**

14	Library	Central (Total/Subject)	Departmental (Total/copies)
	Number of Books	25325/595	215
	Number of Journals	125 (last 3 years)	67
	Latest journals available upto	March, 2018	March, 2018

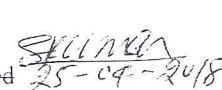
15. Casualty Number of Beds: 50 Available equipment: **Adequate / not-adequate**

16. Common Facilities

- Central supply of Oxygen / Suction: **Available / Not-available**
- Central Sterilization Department: **Adequate / not-adequate**
- Incinerator: Functional / Non functional: **Capacity: Outsourced**
- Bio-waste disposal: **Outsourced / any other method**
- Generator facility: **Available / Not-available**

Signature of Dean

Signature of Assessor

- ICD10 classification

Used / Not used

17. Accommodation for staff

Available / Not available

Hostel Accommodation No.	UG		PG		Interns	
	Boys	Girls	Boys	Girls	Boys	Girls
No. of Students	732	352	358		150	
No. of Rooms	366	176	358		150	
Status of Cleanliness	Good		Good		Good	

18	Total number of PG seats in the concerned subject		Recognized seats	Date of recognition	Permitted seats	Date of permission
		Degree	3	7/5/2013	3	2001
		Diploma	-	-	-	-

19. Year wise PG students admitted (in the department inspected) during the last 5 years and available PG teachers

Year	No. of PG students admitted		No. of PG Teachers available in the dept. (give names)
	Degree	Diploma	
2017	0	---	4- Dr.Neeta Khandelwal, Dr.Geeta Vaghela, Dr.Minesh Vadsmiya, Dr.Latika Shah
2016	0	---	3- Dr. Summaiya Mullan, Dr. Geeta Vaghela, Dr.Latika Shah
2015	3	---	3- Dr. Summaiya Mullan, Dr. Geeta Vaghela, Dr.Latika Shah
2014	2	---	2- Dr. Summaiya Mullan, Dr. Geeta Vaghela
2013	1	---	2- Dr. Summaiya Mullan, Dr. Geeta Vaghela

20	Other PG courses run by the institution	Course Name	No. of seats	Department
		DNB	-	-
		M.Sc.	-	-
		Others	-	-

21. Stipend paid to the PG students, year-wise:

Year	Stipend paid in Govt. colleges by State Govt.	Stipend paid by the Institution
Ist Year	41440	41440
IInd Year	42480	42480
IIIrd Year	43510	43510

22 List of Departmental Faculty joining and leaving after last inspection: 7/5/2013

DESIGNATIONS	NUMBER	NAMES	
		JOINING FACULTY	LEAVING FACULTY
Professor	1 joined, 1 left	Dr.Neeta Khandelwal(27/10/2016)	Dr.Summaiya mullan (24/5/2017)
Associate Prof.	1 joined	Dr.Minesh vadsmiya (2/10/2017)	-

Dean,
Government Medical College,
Surat
Signature of Dean

Signature of Assessor
25-09-2018

Assistant Prof.	-	-	-
SR/Tutor/Demons.	5 joined, 1 left	Dr. Vyoma patel (2/10/2017), Dr. Piyush panchal (2/10/2017), Dr. Dipal jethwa (11/5/2017), Dr. Alpa patel (21/9/2017), Dr. Purvi Gandhi (8/9/2017)	Dr. Neeta khokhar (26/10/2016)
Others	-	-	-


23 Faculty deficiency, if any

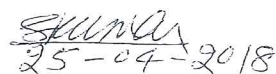
Designation	Faculty available (number only)	Faculty required	Deficiency, if any
Professor	1	1	-
Assoc Professor	2	1	-
Asstt. Professor	4	2	-
Sr. Residents	0	-	-
Jr. Residents	3	-	-
Tutor/ Demonstrator	5	4	-
Any Other	-	-	-

24. REMARKS OF ASSESSOR-

There is adequate clinical material, teaching faculty and infrastructure facilities in the department of Microbiology and the institute.

- | |
|--|
| <ol style="list-style-type: none"> 1. Please do not repeat information already provided 2. Please do not make any recommendation regarding granting permission/recognition 3. if you have noticed or come across any irregularity during your assessment like fake or dummy faculty, fake or dummy patients, fudging of data of clinical material etc., please mention them here) |
|--|


 Dean,
 Government Medical College,
 Surat,
 Signature of Dean


 25-04-2018
 Signature of Assessor

PART - I
(INSTITUTIONAL INFORMATION)

1 Particulars of Director / Dean / Principal:
(Who so ever is Head of Institution)

Name: **Dr. J. M. Brahmbhatt** Age: **53 Years** (Date of Birth) **03/05/1964**

PG Degree	Subject	Year	Institution	University
Recognised / Not Recognized	M.S. General Surgery M.ch. Plastic Surgery	1989 1992	B.J.M.C., Ahmedabad NHL Municipal Med. College & KM School of PG Med. & Research VS Gen Hosp., Ahmedabad	Gujarat University Gujarat University

Teaching Experience

Designation	Institution	From	To	Total experience
Asstt Professor	M.P.Shah Medical College & Irwin Group of Hospitals, Jamnagar	12/10/1995	21/02/1997	1 Yr. 4 mths 9 days
	Government Medical College & New Civil Hospital, Surat	15/04/1997	20/02/2002	4 Yr. 10 mths 5 days
Assoc Professor/Reader	Government Medical College & New Civil Hospital, Surat	21/02/2002	01/03/2006	4 Yr. 8 days
Professor	Government Medical College & New Civil Hospital, Surat	02/03/2006	26/10/2016	10 Yr. 4 mths
Any Other :- Dean	Government Medical College, Surat	26/10/2016 (after office hours)	Till date	1 Yr. 3 mths
		Grand Total		22 years 6 months

2. Central Library

- Total number of Books in library: **25325**
- Books pertaining to Microbiology: **595**
- Purchase of latest editions of books in last 3 years: Total: **2211** Microbiology books: **121**
- Journals: last 3 years

Journals	Total	Microbiology
Indian	179	10
Foreign	161	03

- Year / Month up to which latest Indian Journals available: **March, 2018**
- Year / Month up to which latest Foreign Journals available: **March, 2018**
- Internet / Med pub / Photocopy facility: **available / not available**
- Library opening times: **9.00 a.m. to 5.00 p.m**
- Reading facility out of routine library hours: **available / not available**
(obtain list of books & journals duly signed by Dean)

3. Casualty: / Emergency Department

Space	2875 Sq. meter
Number of Beds	30 beds+20 triage beds+5 ICU beds
No. of cases (Average daily OPD and Admissions):	OPD - 210 IPD - 17
Emergency Lab in Casualty (round the clock):	available / not available
Emergency OT and Dressing Room	available
Staff (Medical/Paramedical)	13 C.M.O. in three shift 40 Staff Nurses working in 3 Shifts 4 Resident doctors round the clock

Signature of Dean

Signature of Assessor

Equipment available	Pulse Oxymeter, Ventilators, ECG Machine, Defibrillator, Equipped Minor Operation theater, Central O2 Line, Suction Machine, Emergency Labor Room,USG & X-Ray Machine
---------------------	---

4 **Blood Bank**

(i)	Valid License(copy of certificate be annexed)	Yes / No	
(ii)	Blood component facility available	Yes / No	
(iii)	All Blood Units tested for Hepatitis C,B, HIV	Yes / No	
(iv)	Nature of Blood Storage facilities (as per specifications)	Yes / No	
(v)	Number of Blood Units available on inspection day	1171	
(vi)	Average blood units consumed daily and on inspection day in the entire Hospital (give distribution in various specialties)	Average daily	On Inspection day
		47	46

5. **Central Research Lab:**

- Whether it exists? Yes (3rd floor,pathology dept.Government medical college,surat) No
- Administrative control: **Pathology Department**
- Staff: **Adequate** (1 Associate professor,1 Assistant professor,1 Tutor,2 Technician)(Affiliated with haematology)
- Equipment:1 HPLC,1 Electrophoresis,Haemoflourometer,3 part haematology analyzer,Centrifuge,Binocular Microscope,Refrigerator,PCR system
- Workload: 50-55 samples/day

6. **Central Laboratory: YES**

- Controlling Department: **Pathology Department**
- Working Hours: 9AM to 6 PM (Emergency 24 Hours)
- Investigative workload: 3904 samples/day (Pathology,Microbiology,Biochemistry)
(Approximate number of investigations done daily in entire hospital).

Microbiology	On inspection day	Average (monthly)
Bacteriology	89	3622
Serology/ Immunology	78	1743
Mycology	4	136
Parasitology	1	58
Virology	158	6305
Molecular	2	222
Others (TB IRL)	8	-

- | | | |
|-----|---|---------------------------------|
| 7. | Central supply of Oxygen / Suction: | Available / Not available |
| 8. | Central Sterilization Department | Adequate / Not adequate |
| 9. | Incinerator : Functional / Non functional | Capacity: Outsourced |
| 10. | Bio-waste disposal | Outsources / any other method |
| 11. | Generator facility | Available / Not available |
| 12. | Medical Record Section: | Computerized / Non-computerized |
| | • ICD10 classification | Used / Not used |
| 13. | Recreational facilities: | Available / Not available |

Play grounds	Gymnasium
--------------	-----------

Hostel Accommodation	UG		PG		Interns	
	Boys	Girls	Boys	Girls	Boys	Girls
No. of Rooms	732	352	358		150	
No. of Students	366	176	358		150	

Government Medical College,
Signature of Dean.

Signature of Assessor


Status of Cleanliness	Good	Good	Good
-----------------------	------	------	------

15. Residential accommodation for Staff / Paramedical staff **Adequate / Inadequate**

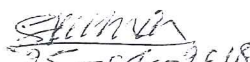
16. Ethical Committee (Constitution):

Latest List of H. R. E. C. Membe

Sr. No.	Name of the Member	Gender	Qualification	Affiliation	Role
1	Dr. Pankaj Hiradhar D-208, Prajeet Appartment, Icchanath, Umra, Surat -295 007. Ph. 0261-2322729.	Male	M. Sc. (Ph. D.)	Retired Dean, CDC, VNSGU	Chairman (Ethicist)
2	Dr. J. M. Brahmhatt Dean, Govt. Medical College, Surat.	Male	M.S. (M. Ch.) (Burn & Plastic Surgery)	G. M.C., Surat	Dean
3	Dr. M. K. Vadel Medical Superintendent, New Civil Hospital, Surat.	Male	M. D. (Radiology)	G. M.C., Surat	Medical Superintendent
4	Dr. N. D. Kantharia Professor & Head, Pharmacology Department, GMC., Surat.	Male	M.D. (Pharmacology)	G. M.C., Surat	Basic Med Scientist
5	Dr. J.A. Contractor Professor & Head, E N T Department, GMC., Surat.	Male	M.S. ENT	G.M.C., Surat	Clinician
6	Dr. Ragini Verma, Professor & Head, Obst. & Gyne; Department, GMC, Surat.	Female	M.D. (Obst. & Gyne.)	G.M.C., Surat	Clinician
7	Dr. Mohua Moitra Asso. Professor, Community Medicine, (PSM) GMC., Surat.	Female	M. D. (Community Medicine)	G. M.C., Surat	Basic Med. Scientist
8	Dr. Vasudha Bhagat Associate Professor, Pathology Department, GMC., Surat.	Female	M. D. (Pathology)	G. M.C., Surat	Basic Med Scientist
9	Mr. Ashish A. Shah Legal Expert, Adv. 16, Nikunj Society, Opp. Kadamipalli Society, Nanpura, Surat-395 001.	Male	B. Com. L.L.B.	Practicing Lawyer	Honorary Legal Expert
10	Mr. Mukesh Marchawala Secretary Haemophilia Society of India	Male	Secretary (Hemophilia Society of India, Surat Branch)	Hemophilia Society of India	Representative of N G O
11	Mrs. Mita Jhaveri 602, Jaldarshan Appartment Nanpura Main Road, Surat.	Female	M. A. (Economics)	----	Person from community
12	Dr. Sangeeta Trivedi Additional Professor, Pediatrics, GMC., Surat.	Female	M. D. (Pediatrics)	GMC Surat	(Clinician) Member Secretary



Dean,
Government Medical College,
Surat.

Signature of Dean

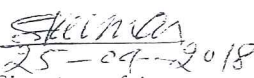

25-04-2018
Signature of Assessor

17. Medical Education Unit (Constitution)
(Specify number of meetings held annually & minutes thereof)

Sr.No	Name Of Members	Department	Designation
1	Dr.J.M.Brahmbhatt	Dean	Chairman
2	Dr.Priti Kapadiya Gupta	Ophthalmology	Coordinator
3	Dr.Arpita J.Nishal	Pathology	Coordinator
4	Dr.Dhraitri Parmar	Pathology	Member
5	Dr.Mohua Moitra	Community Medicine	Member
6	Dr.Kamlesh Dave	Psychiatry	Member
7	Dr.Preeti Yadav	Pharmacology	Member
8	Dr.Beena Vaidya	Surgery	Member
9	Dr.Puneet Saxena	Biochemistry	Member
10	Dr.Alpana Mathur	Physiology	Member
11	Dr.Irfan Momin	Community Medicine	Member


Dean,
Government Medical College,
Surat.

Signature of Dean


25-09-2018
Signature of Assessor

PART – II
(DEPARTMENTAL INFORMATION)

1 Department inspected: **Microbiology**

2 Particulars of HOD

Name: Dr. Neeta Khandelwal Age: 49 years (Date of Birth): 24-06-1968

PG Degree	Year	Institution	University
Recognised/ Not Recognized	1998	BJ Medical College, Ahmedabad	Gujarat University

Teaching Experience

Designation	Institution	From	TO	Total experience
Junior resident	BJ Medical College, Ahmedabad	27-07-1995	26-07-1998	3 years
Tutor	BJ Medical College, Ahmedabad	27-02-1997	26-08-1998	1 year, 6 months
Asstt Professor	BJ Medical College, Ahmedabad	27-08-1998	07-01-2004	5 year, 11 months
Assoc Professor/Reader	BJ Medical College, Ahmedabad	08-01-2004	16-03-2008	4 year, 2 months
	PDU Medical College, Rajkot	17-03-2008	30-05-2008	2 months
Professor	PDU Medical College, Rajkot	31-05-2008	26-06-2008	1 month
	BJ Medical College, Ahmedabad	27-06-2008	26-10-2016	8 year, 3 months
	Government Medical College, Surat	27-10-2016	Till date	1 year 3 months
Any Other			Grand Total	21 years 2 months

a) Purpose of Present inspection: Grant of Permission/ Recognition/ Increase of seats / **Renewal of recognition/Compliance Verification**

b) Date of last MCI inspection of the department: **7/5/2013**

(Write Not Applicable for first MCI inspection)

c) Purpose of Last Inspection: **Recognition of PG Seats**

d) Result of last Inspection: **PG seats Recognized**

(Copy of MCI letter be attached)

3. Mode of selection (actual/proposed) of PG students. : Actual (NEET based)

4 If course already started, yearwise number of PG students admitted and available PG teachers during the last 5 years:

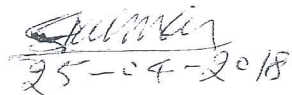
Year	No. of PG students admitted		No. of PG Teachers available in the dept. (give names)
	Degree	Diploma	
2017	0	---	4- Dr. Neeta Khandelwal, Dr. Geeta Vaghela, Dr. Minesh Vadsmiya, Dr. Latika Shah
2016	0	---	3- Dr. Summaiya Mullan, Dr. Geeta Vaghela, Dr. Latika Shah
2015	3	---	3- Dr. Summaiya Mullan, Dr. Geeta Vaghela, Dr. Latika Shah
2014	2	---	2- Dr. Summaiya Mullan, Dr. Geeta Vaghela
2013	Dean.	---	2- Dr. Summaiya Mullan, Dr. Geeta Vaghela

Government Medical College,
Signature of Dean

Signature of Assessor



Dean,
Government Medical College,
Surat.
Signature of Dean



25-04-2018

Signature of Assessor

Unit wise Teaching and Resident Staff:

Unit _____

Bed Strength _____

S. No.	Designation	Name with Date of Birth	Nature of employment Full time/part time/Hon.	PAN Number TDS deducted	PG QUALIFICATION			Experience					Signature of Faculty Member	
					Subject with Year of passing	Institution	University	Date wise-teaching experience with designation & Institution	From	To	Total Period	* Benefit of publications given in promotion Yes/No, if List publications here (no annexures)		
1	PROFESSOR AND HEAD	DR. NEETA KHANDELWAL	FULL TIME	BOPK1587P RS. 46000	MICROBIOLOGY 1998	B.J. MEDICAL COLLEGE	GUJARAT UNIVERSITY	TUTOR M.D.(MICRO)	B.J.M.C AHMEDABAD	27-02-1997	26-8-1998	1 YEAR 6 MONTH		
								ASSISTANT PROFESSOR M.D.(MICRO)	B.J.M.C AHMEDABAD	27-8-1998	7-01-2004	5 YEAR 11 MONTH		
								ASSOCIATE PROFESSOR M.D.(MICRO)	B.J.M.C AHMEDABAD	08/01/2004	16/03/2008	4 YEAR 2 MONTH		

Signature of Assessor
 25-09-2018

Signature of Dean

Dean,
 Government Medical College,
 Surat.

13	3 RD YEAR RESIDENT	DR. MANALI SHAH	FULL TIME	---	---	---	---	3 RD YEAR RESIDENT	GOVERNMENT MEDICAL COLLEGE, SURAT	30-05-2015	TILL DATE	2 YEARS 11 MONTHS	
14	3 RD YEAR RESIDENT	DR. KHUSHBO PRAJAPAT	FULL TIME	---	---	---	---	3 RD YEAR RESIDENT	GOVERNMENT MEDICAL COLLEGE, SURAT	04-06-2015	TILL DATE	2 YEARS 10 MONTHS	2
15.	3 RD YEAR RESIDENT	DR. RIMA KAPOOR	FULL TIME	---	---	---	---	3 RD YEAR RESIDENT	GOVERNMENT MEDICAL COLLEGE, SURAT	04-06-2015	TILL DATE	2 YEARS 10 MONTHS	

Note: 1. Unit wise teaching / Resident staff should be shown separately for each Unit in the Proforma.


2. Use only the Format provided. DO NOT devise your own format otherwise the information will not be considered. Fill up all columns

3. *Publications: Give only full articles in indexed Journals published during the period of promotion and list them here only. No Annexure will be seen.

4. Increase of DNB qualification name of the institution/hospital from where DNB training was done and year of passing must be provided. Simply saying National Board of Examinations, New Delhi is not enough. Without these details DNB qualification holder will be summarily rejected.

5. Experience of Defence services must be supported by certificate from competent authority of the office of DGAFM without which it will not be considered.

I have verified the eligibility of all faculty members for the post they are holding (based on experience certificates issued by competent authority of the place of working). Their experience details in different Designations and unitwise distribution is given the faculty table above.



Dean,
Government Medical College,
Surat



Signature of Assessor

Signature of Dean

5. Has any of these faculty members been considered in PG/UG inspection at any other college or any other subject in this college during last 2 years. If yes, give details.

Date of Inspection	Subject	Institution	Name of teacher
6/3/2017	microbiology	B.J.Medical college,ahmedabad	Dr.Minesh Vadsmiya
6/3/2017	microbiology	B.J.Medical college,ahmedabad	Dr.Vyoma Chudasma
6/3/2017	microbiology	B.J.Medical college,ahmedabad	Dr.Piyush Panchal
May 2017	microbiology	GMC,Vadodara	Dr.Dipal Jethwa
May 2016	microbiology	GMERS,Junagadh	Dr.Dipal Jethwa


- 7 List of Non-teaching Staff in the department: -

No.	Name	Designation
1	Mr. Hetalkumar S. Naik	Technician
2	Miss Pushpa G. Patel	Technician
3	Mrs. Dipika S. Chaudhary	Technician
4	Ms. Parul Naik	Technician
5	Mrs. Neeta Chaudhary	Technician
6	Shweta Patel	Technician
7	Alpana Chaudhary	Technician
8	Kavita Patel	Technician
9	Vibha Patel	Technician
10	Kokila Patel	Technician
11	Varsha Patel	Technician
12	Pratiksha Patel	Lab Assistant
13	Hetal Patel	Lab Assistant
14	Hemangini Patel	Lab Assistant
15	Divya Patel	Lab Assistant
16	Dimple shiroya	Lab Assistant
17	Mr. Sultan Lakhani	Lab Assistant
18	Mr. Divyesh Patel	Lab Assistant
19	Nikunj Patel	Lab Assistant
20	Umesh buha	Technician
21	Roshni tailor	Technician
22	Jigishaben gamit	Technician
23	Unmati Deasi	Technician
24	Bhumi Nakrani	Technician
25	Maulika Derasari	Technician
26	Shilpa Visavaliya	Technician
27	Nand kumar patil	Technician

Signature of Dean



Dean,
Government Medical College,
Surat.



Signature of Assessor

8. Teaching facilities:

	Number	Size	Sitting capacity
Seminar Rooms	1	9.15x6.10=55.82 (mm ²)	40 students
Demonstration Rooms	4	6x8.75=52.50 (mm ²)	60-75 students
		6x6=36 (mm ²)	40-50 students
		180.51(mm ²)	80-100 students
		130.59(mm ²)	80-100 students

9. Investigative workload

(a) Year-wise available operative workload (during previous three years) for the entire hospital

Parameters	Year 1 2015	Year 2 2016	Year 3 (Last Year) 2017
Bacteriology	49883	49336	43754
Serology/Immunology	20372	22537	21583
Mycology	1109	1680	1616
Parasitology	1199	1070	706
Virology	45862	39845	43973
Molecular	3836	1397	3601
Others (TB IRL)	--	2526	5400

10. Departmental Library:

- Total No. of Books.: 215
- Purchase of latest editions in last 3 years.
- No. of Journals: 67

11. Departmental Research Lab.

- Space: 105.39 sq m
- Equipment:

Signature of Dean

Dean,
Government Medical College,
Surat.



Signature of Assessor

SR.	INST.NAME	No.
1	Refrigerator	5
2	Incubator	1
3	Centrifuge	3
4	R.O.plant	1
5	Deep freeze	3
6	Computer with Printer	PC-1 PRINTER -1
7	Needle cutter	1
8	INVERTER Microscope	1
9	Autoclave	2
10	Bio safety cabinet	6
11	ELISA Reader	2
12	ELISA Washer	2
13	BOD	1
14	Mix mate(eppendroff)	1
15	Vortex Machine	2
16	Weighing machine	2
17	Digital pH meter	2
18	Eppendroff centrifuge	1
19	Water bath	2
20	Dark Ground Microscope	2
21	PCR machine	4
22	Geldoc	1
23	Refrigerated centrifuge	2

- Research projects utilizing Deptt research lab.
- 1. Identification, prevalence and antibiotic susceptibility testing of non fermenters in tertiary care hospital by Dr Manali Shah.
- 2. Study of antibiogram in a tertiary care hospital by Dr Rima Kapoor.
- 3. Comparative study for employing MAT using patient leptospira isolates with the reference strains of leptospira by Dr Khushboo Prajapati.
- 4. HIV and STI in men having sex with men (MSM) by Dr. Geeta Vaghela.

Signature of Dean



Dean,
Government Medical College,
Surat.

SKUMCA
25-04-2018
Signature of Assessor

5. Capacity building and strengthening of hospital infection control to detect and prevent antimicrobial resistance in india.ICMR project.department of microbiology.

12 Departmental Museum (Wherever applicable).

- Space: $3.1 \times 5.8 = 17.95$ (mm²)
- No. of specimens: 60 + 11 (Models)
- Charts/ Diagrams.: 60

13 Space:

	OPD	IPD
No. of rooms in	1	2
		Department Of Microbiology (9AM to 5 PM) Emergency Room (5 PM to 9AM)

- Patient Exam. arrangement: Available
- Equipments: Centifuge, Refrigerator, Microscope
- Teaching Space: Available
- Waiting area for patients: Available

14 Office space:

Department Office		Office Space for Teaching Faculty	
Space (Adequate)	Yes/No	HOD	6x6=36 (mm ²)
Staff (Steno /Clerk).	Yes /No	Professors	--
Computer/ Typewriter	Yes/No	Associate Professors	6x2.15x2=26 (mm ²)
Storage space for files	Yes/No	Assistant Professor	10x2, 13x1, 8x1, 2.9x2.9=50 (mm ²)
		Residents	--

15. Clinico- Pathological conference:


1. CME and Workshop on "Molecular diagnosis of Infectious diseases." On 22nd September 2016.
2. Hands on training workshop on- "Molecular tests and other diagnostic methods for Leptospirosis." 10th 11th December 2013.
3. Hands on training workshop on- "Immunofluorescence techniques in Microbiology." 23rd -24th September 2013.


16. Submission of data to national authorities if any – Yes.

17. Equipments: List of important equipments available and their functional status

Signature of Dean

Signature of Assessor


Dean,
Government Medical College,
Surat.



SR.	INST.NAME	No.
1	Refrigerator	5
2	Incubator	1
3	Centrifuge	3
4	R.O.plant	1
5	Deep freeze	3
6	Computer with Printer	PC-1 PRINTER -1
7	Needle cutter	1
8	INVERTER Microscope	1
9	Autoclave	2
10	Bio safety cabinet	6
11	ELISA Reader	2
12	ELISA Washer	2
13	BOD	1
14	Mix mate(eppendroff)	1
15	Vortex Machine	2
16	Weighing machine	2
17	Digital pH meter	2
18	Eppendroff centrifuge	1
19	Water bath	2
20	Dark Ground Microscope	2
21	PCR machine	4
22	Geldoc	1
23	Refrigerated centrifuge	2

- Research projects utilizing Deptt research lab.
 1. Identification, prevalence and antibiotic susceptibility testing of non fermenters in tertiary care hospital by Dr Manali Shah.
 2. Study of antibiogram in a tertiary care hospital by Dr Rima Kapoor.
 3. Comparative study for employing MAT using patient leptospira isolates with the reference strains of leptospira by Dr.Khushboo Prajapati.
 4. HIV and STI in men having sex with men (MSM) by Dr.Geeta Vaghela.

Signature of Dean



Dean,
Government Medical College,
Surat.

SKUMIN
25-04-2018
Signature of Assessor

(List here only – No annexure to be attached)

ID NO	NAME OF EQUIPMENT	AVAILABLE	FUNCTIONAL	NON FUNCTIONAL
1	REFRIGERATOR	18	17	1
2	INCUBATOR	6	6	0
3	CENTRIFUGE	8	8	0
4	MICROPIPETTE	44	41	3
5	DEEP FREEZE	7	7	0
6	COMPUTER WITH PRINTER	10	8	2
7	NEEDLE CUTTER	5	5	0
8	MICROSCOPE	123	89	34
9	AUTOCLAVE	5	5	0
10	BIOSAFETY CABINET	9	9	0
11	ELISA READER	8	4	4
12	ELISA WASHER	6	2	4
13	BOD	3	3	0
14	HOT AIR OVEN	1	1	0
15	SHAKER	3	2	1
16	VORTEX MIXTURE	4	3	1
17	WEIGHING MACHINE	4	4	0
18	DIGITAL P ^H METER	5	4	1
19	EPPENDROFF CENTRIFUGE	2	2	0
20	VERSATREK	1	0	1
21	WATERBATH	2	1	1
22	DARK GROUND MICROSCOPE	1	1	0
23	PCR MACHINE	4	4	0
24	AIR SAMPLER	1	1	0
25	PARTEC CYFLOW COUNTER	1	1	0
26	R.O.PLANT	1	0	1
27	INVERTER MICROSCOPE	1	1	0
28	MIX MATE (EPPENDROFF)	1	1	0
29	GELDOC	1	1	0
30	FLUORESCENT MICROSCOPE	2	1	2

Signature of Dean

Signature of Assessor

Dean,
Government Medical College,
Saket.

[Handwritten Signature]
25-09-2018


31	REFRIGERATED CENTRIFUGE	1	1	0
32	VITEK 2	1	0	1

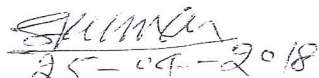
18. Academic outcome based parameters

- (a) Theory classes taken in the last 12 months –
(Dates, Subjects, Name & Designation
of teachers, Attendance sheet) Number : 250
Available & Verified/
Not available
- (b) Clinical Seminars in last 12 months
(Dates, Subjects, Name & Designation
of teachers, Attendance sheet) Number: 39
Available & Verified/
Not available
- (c) Journal Clubs held in last 12 months
(Dates, Subjects, Name & Designation
of teachers, Attendance sheet) Number: 24
Available & Verified/
Not available
- (d) Case presentations held in last 12 months
(Dates, Subjects, Name & Designation
of teachers, Attendance sheet) Number :5
Available & Verified/
Not available
- (e) Group discussions held in last 12 months
(Dates, Subjects, Name & Designation
of teachers, Attendance sheet) Number :14
Available & Verified/
Not available
- (f) Guest lectures held in last 12 months
(Dates, Subjects, Name & Designation
of teachers, Attendance sheet) Number 1
Available & Verified/
Not available

19. Any other information.

Signature of Dean


Dean,
Government Medical College,
Surat


25-04-2018
Signature of Assessor

PART III

POSTGRADUATE EXAMINATION
(Only at the time of recognition inspection)

1. Minimum prescribed period of training. **(M.D.)3 years**
(Date of admission of the Regular Batch appearing in examination)
2. Minimum prescribed essential attendance. **80% attendance per year (as per MCI guidelines and affiliated VNSGU university rules & regulations.)**
3. Periodic performance appraisal done or not? **Yes**
4. Whether the candidates appearing in the examination have submitted their thesis six months before appearing in examination as per PG Regulations.2000? **Yes**
5. Whether the thesis submitted by the candidates appearing in the examination been accepted or not?
Accepted
6. Whether the candidates appearing in the examination have (i) presented one poster (ii) read one paper at National/State conference and presented one research paper which has been published/accepted for publication/sent for publication during period of their postgraduate study period. **Yes**
7. Details of examiners appointed by Examining University (Give details here, No Annexures).

External Examiners:


- 1) Dr. Nitya Vyas
Professor of Microbiology department,
S.M.S. Medical College, Jaipur (Rajasthan)
India
- 2) Dr. Rajni Gaiind
Professor & Head, Microbiology department,
Vardhman Medical College & Hospital, New Delhi
India

Internal Examiners:

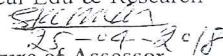
- 1) Dr. Neeta.Khandelwal
Professor & Head, Microbiology department, Government medical college, Surat .
- 2) Dr. Mannu Jain
Professor & Head, Microbiology department, Surat Municipal Institute of Medical Edu & Research
(SMIMER), Nr.Bombay Market,Umarwada,Surat.

Signature of Dean

Signature of Assessor



Dean,
Government Medical College,
Surat.



25-04-2018


8. Whether appointment of examiners, their eligibility & conduct of examination is as per prescribed MCI norms or not ? **Yes, Post-Graduate Examination is being done as per MCI guidelines and affiliated (VNSGU) university rules & regulations**
9. Standard of Theory papers and that of Clinical / Practical Examination: **As per MCI Norms**
10. Year of 1st batch pass out (mention name of previous/existing University) Year:

2005 .Veer Narmad South Gujarat University,Surat (existing university)

- Note: (i) Please do not appoint retired faculty as External Examiner
(ii) There should be two internal and two external examiners. If there are no two internal examiners available in the department then only appoint three external examiners..

Signature of Dean


Dean,
Government Medical College,
Surat


25-04-2018
Signature of Assessor