


Phone : 25367033, 25367035, 25367036  
दूरभाष : 25367033, 25367035, 25367036  
Telegrams : MEDCONCIND, New Delhi  
दूर : मेडकोन्सिन्ड नई दिल्ली  
Fax : 0091-11-25367024  
E-mail : [pg@mcindia.org](mailto:pg@mcindia.org); [nci@bol.net.in](mailto:nci@bol.net.in)  
Website : [www.mcindia.org](http://www.mcindia.org)



फॉफेट - 14, सेक्टर - 8,  
इरका फेस- 1  
नई दिल्ली-110 077  
Pocket-14, Sector-8,  
Dwarka Phase - 1  
New Delhi-110077

भारतीय आयुर्विज्ञान परिषद्  
BOARD OF GOVERNORS IN SUPER-SESSION OF  
"MEDICAL COUNCIL OF INDIA"

PG.COM. dt. 04-05.06.2013


Item No.40

No.MCI-94(22)/2013/Med./

The Secretary to the Govt. of India,  
Ministry of Health & F.W.,  
Nirman Bhawan,  
New Delhi.

Kind Attention:- Ms Anita Tripathi, U.S. (ME)

Sub: Veer Narmad South Gujarat University - Recognition of MD/MS(Anatomy) qualification against increased intake from 05(Five) to 06(Six) seat(s) in respect of students being trained at Government Medical College, Surat.



Sir,  
It is stated that the assessment report (May, 2013) on the standard of examination and other teaching facilities available at Government Medical College, Surat for purpose of Recognition of MD/MS(Anatomy) qualification against increased intake from 05(Five) to 06(Six) seat(s) granted by Veer Narmad South Gujarat University was considered by the Board of Governors at its meeting held on 03.07.2013 and it was decided as under:-

"The Board of Governors considered the assessment report (May, 2013) and noted that MD/MS(Anatomy) qualification is already recognized with 05(Five) seat(s) and decided to recommend that MD/MS(Anatomy) qualification against increased intake from 05(Five) to 06(Six) seat(s) granted by Veer Narmad South Gujarat University in respect of students being trained at Government Medical College, Surat be recognized and included in the 1<sup>st</sup> Schedule to the I.M.C. Act, 1956 restricting the number of admissions to 06(Six) student(s) per year and the institute needs to recruit additional faculty for consideration of recognition of 07(Seven) seats."

The Board of Governors further decided that the attention of the institute be drawn to Clauses 6.4 and 6.6 of the Postgraduate Medical Education (Amendment) Regulations, 2000, Part-II, dated 21st July, 2009 and act accordingly at appropriate time, which reads as under:-

- 6.4 The recognition so granted to a Post Graduate Course shall be for a maximum period of 5 years, upon which it shall have to be renewed.
  - 6.6 Failure to seek timely renewal of recognition as required in sub-clause-4 shall invariably result in stoppage of admissions to the concerned Post Graduate Course.
- A copy of Inspection report is enclosed herewith.

Yours faithfully,

[Dr. P. Prasanna Raj]  
Addl. Secretary

Dated: 3/8/13

Findst No. : MCI-94(22)/2013-Med/ 101700  
Copy forwarded for information and necessary action to :-

- 1 The Dean/Principal, Government Medical College, Majura Gate, Surat - 395001.. The institute is needs to recruit additional faculty for consideration of recognition of 07(Seven) seats.
- 2 The Registrar, Veer Narmad South Gujarat University, University Campus, Udhna, Magdalla Road, Surat - 395007.

3- The Director of Medical Education, G-Block, 2nd floor, Civil Hospital Campus, Gandhi Nagar-382012.

[Dr. P. Prasanna Raj]  
Addl. Secretary

No. MCI/STO 21982  
Office of the Dean,  
Govt. Medical College, Surat  
Dr. 04 OCT 2013

Received  
No. 23/10/13  
Copy Forwarded to Professor & Head of Anatomy Dept.  
Govt. Medical College, Surat in the matter.

Summary of Anatomy Assessment report – to be completed by the Assessor.

Date of Assessment:- 2/05/2013

Name of Assessor:- Dr. Mahindra Nagar

1	Name of the institution  <b>GOVERNMENT MEDICAL COLLEGE, SURAT</b>	Name and other particulars of Institution (Dean/Director)	
		Dr.R.Dixit, Government Medical College and new Civil Hospital, Majura Gate, Surat Gujarat-395001, 0261- 2244175(Phone) 0261- 2241510(Fax) 9879259001(M) dean@gmcsurat.or g	PG degree:MD (Physiology Recognized  Teaching Experience in year 24 years  Age: 49 years
2	Department Inspected  <b>ANATOMY</b>	Name & other particulars of Head of Department Dr C D Mehta, Anatomy Department, Govt. Medical College, Surat, Gujarat- 395001, 0261- 2244175- 380(Phone) 0261- 2241510(Fax) 9879072397(M), drcdmehta@ya hoo.co.in	
3	Date of last Assessment of the Department (with Report): Date of last inspection: 6 and 7 October,2006  Letter No. MCI-94(22)/2006/Med./6130 dated 25/05/2007 Remarks “ The post graduate Committee considered the council inspector’s report ( October, 2006 and decided to recommend that M.S./M.D.(anatomy) Qualification granted by Veer Narnad South Gujarat University in respect of students being trained at Govt. Medical College, Surat be recognized and included in the 1 <sup>st</sup> Schedule to the I.M.C. act 1956 restricting the number of admission to 5 (five) student per year” Date of starting the course:- 04/04/84 Date of examination of first batch:- August 1986 Annual intake of MBBS students Letter of permission from MCI for the MBBS course. Date of IOP for MBBS course received from MCI	PG degree:MS (anatomy) Recognized Teaching Experience in years <b>Total 34 years.</b> Tutor: 8 years 7.5months, Assistant Professor: 6 years 4 month, Associate Professor: 10 years 4 months, Professor: 9 Yea Age: years. 60 years	
		150 F. No. U 12012/2004 ME(P-II) 21/07/11	

Shubhar  
2.5.13

<p><b>Date of last Assessment of the Department (with Report):</b></p>	<p>Date of last inspection: 6 Letter No. MCI-94(22)/ dated 25/05/2007 Remarks "The post gra considered the council i ( October, 2006) and de recommend that M.S./N Qualification granted b South Gujarat Universi students being trained a College, Surat be recog in the 1<sup>st</sup> Schedule to th restricting the number (five) student per year" Date of starting the cou Date of examination of fi 1986</p>
--	---

4 <b>Total PG Teachers in the Department (with requisite qualifications &amp; Experience)</b>			
Designation	Number	Name	Total E
Professors	1	Dr. C. D. Mehta	34 year
Assoc. Professors/Readers	4	1. Dr. Meenakshi Bansal 2. Dr. Alka Udaima 3. Dr. Bharati Umarvanshi 4. Dr. D. S Patil	1. 18 ye 2. 16 ye 3. 20 ye 4. 11 ye

5	<p>All teachers should be physically identified. Detailed proforma (with photograph affixed) in respect of every teacher must be obb by the concerned teacher, HOD and Head of institution To ensure that staff is full time, paid and not working in any other institution simult The PAN number and the residence address should be verified for all the serving fa</p> <p><b>Requisite important information of the Department</b></p> <p>Teaching complement in terms of available PG teachers</p>
---	--

Instruments and other expected facilities	1 Profe
Ward side Laboratory	4 Assoc
Number of Labs available for UG students	NA
Laboratory Technician	2
Department Research Laboratory	Labora Labora Dissect
Departmental Library – Book/Journals	Availab 1 One r m.
Total No	Total No

6	Space for Department Indoor wards(Units/Department) & OPD space Offices for Faculty members & office steno Class Rooms and Demonstration rooms	NA Adequate		
	Specific requirements related to the department (Museum/Mortury/Specialized Investigation etc.)	<p>4 lecture hall capacity 17 students each Seminar Rooms 1, 35sqm Seating capacity 22 Demonstration Rooms 2, 72 sqm &amp; 53sqm, Seating capacity 75 each</p> <p>1. <b>Museum : Available in department for PG as well as UG- two in nos</b></p> <p>2. <b>Dissection Hall : Size 260 sq. m, Capacity 150 Adequate.</b> Adequate audiovisual aids Adequate Washbasins and lockers. Adequate Light and Exhaust arrangement. <b>15-20 cadavers available</b></p> <p>3. <b>Embalming room-Size 39s q. m., Location. Adjoining Dissection Hall</b> Storage tanks Adequate.</p> <p>4. <b>Cold room/Cooling Cabinets-6</b></p>		
7	No of publications from the department during 3 years	8		
8	Year-wise number of PG students admitted and available staff during the last 5 years	No. of recognized PG teachers in the department		
	2012	201	0	5
	2011	201	3	6
	2010	201	3	5
		0		5

Dr. C. D. Mehta  
12.5.13

				Dr B V UH Dr V H V2
	2009	200	5	5 Dr. C D M Dr Alka U Dr M Bane Dr B V UH Dr V H V2
	2008	200	5	5 Dr. C D M Dr Alka U Dr M Bane Dr B V UH Dr V H V2
9	Other relevant facilities in the Institution			
	Radiology facilities			Yes
	Bio-Chemistry facilities (24 hrs emergency lab)			Yes
	Pathology & Microbiology facilities			Yes
	Blood Bank facilities (24 hours open or not blood components available)			Yes
	Incinerator			Fully outst
	Laundry			Yes
	Hostels for UG & PG students			Adequate
	Accommodation for Staff			Adequate
10	Ongoing teaching programme for PG students with logbook			1. PG student undergrad 2. Seminar students. 3. Weekly reading. 4. Logbook periodically faculty meet 5. Preparat museum sp histology s audiovisua students.

11. Final remarks by the Assessor: (No recommendations regarding permission/recognition  
Give factual position only).

Number of PG teachers 5 (1 Professor+ 4 associate Professors)

Infrastructure for PG training – Available for 6 PG students.

College library + Departmental library with Anatomy books with latest editions – Available  
Computer and internet facilities – Available to PG students.

2 External and 2 internal examiners took the examination.

Standard of examination was good.

*Prakash*  
2.5



**3. (Institutional Information)****A). Particulars of college**

Item	College	Chairman/Health Secretary	Dean	Medical
Name	Government Medical College, Surat	Shri Rajesh Kishor (IAS)	Dr. R. Dixit	Dr. M.K. V.
Address	Majura gate, Surat	Secretary, Health & Family Welfare Dept., Block No. 7, 7 <sup>th</sup> floor, New Sachvalaya, Gandhinagar	Government Collegien and new Civil Hospital, Majura Grae, Surat	20 Abhshe light area, Surat
State	Gujarat	Gujarat	Gujarat	Gujarat
Pin Code	395001	382010	395001	395007
Phone (Off) (Res) (Fax)	0261-2244175 0261-2241025	079-23251401 079-23154653	0261-2244175 0261-2241510 9879259001	0261-22449 0261-22413 982555387
Mobile No.				
E.mail:	dean@gmcsurat.org	sechfwd@gujarat.gov.in	dean@gmcsurat.org	dr_vadel@h

**B). Particulars of Affiliated University**

Item	University	Vice Chancellor	Re
Name	Veer Narmad South Gujarat University Surat	Dr. Daxesh Thakar	Shri. J. R. M.
Address	Udhana Magdalla Road, Surat	Office of Vice Chancellor, VNSGU, Udhna Magdalla road, Surat	Office of Re Udhna Magd
State	Gujarat	Gujarat	Gujarat
Pin Code	395007	395007	395007
Phone (Off) (Res) (Fax)	0261-2227141 to 2227146 0261-2227148	0261-2227942 0261-6538802 0261-2223078	0261-222714 0261-222731
Mobile No.	-	9723433968	-
E.mail:	sgu@sgu.emet.in sgsurat@gug.nic.in	vc@sgu.emet.in	-

## 4. Details of PG course Anatomy and their sanctioned intake by MCI:

Department	Course	Sanctioned seats			
		Permitted	When	Recognized	
		When	No. of Seats	When	No. of Seats
Diploma in Anesthesia	Diploma	NA	Nil	1993	8
Diploma in Child Health	Diploma	NA	Nil	1994	8
Diploma in Community Medicine	Diploma	NA	Nil	2004	3
Diploma in Clinical Pathology	Diploma	NA	Nil	1992	8
Diploma in Diabetology	Diploma				NA
Diploma in Forensic Medicine	Diploma				NA
Diploma in Health Administration	Diploma				NA
Diploma in Hospital Administration	Diploma				NA
Diploma in Health Education	Diploma				NA
Diploma in Obstetrics & Gynaecology	Diploma	NA	Nil	1995	8
Diploma in Industrial Hygiene	Diploma				NA
Diploma in Immuno-Haematology and Blood Transfusion	Diploma				
Diploma in Oto-Rhino-Laryngology	Diploma	NA	Nil	1999	1
Diploma in Radio-Diagnosis	Diploma	NA	Nil	2009	2
Diploma in Radio Therapy	Diploma				NA
Diploma in Medical Virology	Diploma				NA
Diploma in Occupational Health	Diploma				NA
Diploma in Ophthalmology	Diploma	NA	Nil	1992	10
Diploma in Orthopaedics	Diploma				NA
Diploma in Public Health	Diploma				
Diploma in Physical Medicine & Rehabilitation	Diploma				NA
Diploma in Psychological Medicine	Diploma	NA	Nil	2007	1
Diploma in Radiation Medicine	Diploma				NA
Diploma in Sports Medicine	Diploma				NA
Diploma in Tuberculosis & Chest Diseases	Diploma	NA	Nil	2012	1
Diploma in Tropical Medicine Health	Diploma				NA
Diploma in Dermatology, Venereology and Leprosy	Diploma	NA	Nil	2005	1
Diploma - Aviation Medicine	Diploma				NA
Diploma in Cardiology	Diploma				NA
Diploma in Microbiology	Diploma				NA
Diploma in Industrial Health	Diploma				NA
MD - Anaesthesiology	MD	2010	4	1993	4
<b>MD/MS - Anatomy</b>	<b>MD</b>	<b>2010</b>	<b>2</b>	<b>2007</b>	<b>5</b>
MD - Aviation Medicine/Aerospace Medicine	MD				NA
MD - Bio-Chemistry	MD	2010	3	NA	Nil
MD - Bio-Physics	MD				NA
MD - Forensic Medicine	MD	2010	1	1994	2
MD - General Medicine	MD	2010	5	1984	9
MD - Community Health Administration	MD				NA
MD - Geriatrics	MD				NA
MD - Hospital Administration	MD				NA
MD - Health Administration	MD				NA
MD - Microbiology	MD	2010	1	2007	2
MD - Nuclear Medicine	MD				NA

*Bhawan*  
2.5.13



## FORM-MCI-13(ANA)

MD/MS - Obstetrics & Gynaecology	MD	2010	1	1994
MD - Paediatrics	MD	2010	2	1984
MD - Pathology	MD	2010	6	1992
MD - Dermatology , Venereology & Leprosy	MD	NA	Nil	2005
MD - Pharmacology	MD	2010	1	1992
MD - Physiology	MD	NA	Nil	2010
MD - Physical Medicine & Rehabilitation	MD			
MD - Psychiatry	MD	2010	1	2007
MD - Radio Diagnosis/Radiology	MD	2010	1	2009
MD - Radiotherapy	MD			
MD - Social & Preventive Medicine / Community Medicine	MD	2010	2	2008
MD - Tuberculosis & Respiratory Diseases / Pulmonary Medicine	MD	NA	Nil	2012
MD - Immuno Haematology & Blood Transfusion	MD			
MD - Tropical Medicine	MD	2010	2	NA
MD - Pulmonary Medicine	MD			
MD - Sports Medicine	MD			
MD - Family Medicine	MD			
MS - Orthopaedics	MS			
MS - ENT	MS	2010	1	2003
MS - General Surgery	MS	NA	Nil	1998
MS - Ophthalmology	MS	2010	4	1989
DM - Neurology	MS	NA	Nil	1992
DM - Rheumatology	DM			
DM - Endocrinology	DM			
DM - Clinical Pharmacology	DM			
DM - Clinical Haematology	DM			
DM - Pulmonary Medicine	DM			
DM - Neuro Radiology	DM			
DM - Nephrology	DM			
DM - Neonatology	DM			
DM - Oncology	DM			
DM - Gastroenterology	DM			
DM - Cardiology	DM			
DM - Clinical Immunology	DM			
DM - Pul. Med. & Critical Care Med.	DM			
DM - Cardiac-Anaes.	DM			
DM - Haematology Pathology	DM			
DM - Medical Genetics	DM			
M.Ch - Cardio Thoracic and Vascular Surgery	MCh			
M.Ch - Neuro Surgery	MCh			
M.Ch - Paediatric Surgery	MCh			
M.Ch - Plastic Surgery	MCh			
M.Ch - Surgical Gastroenterology	MCh	2010	1	NA
M.Ch - Surgical Oncology	MCh			
M.Ch - Urology/Genito-Urinary Surgery	MCh			
M.Ch - Endocrine Surgery	MCh			

*D. W. W.*  

---

2-5-13

PART - I

5. Department inspected: .....ANATOMY.

6. Particulars of HOD

- Name: Dr C D Mehta
- Age : 60 yrs
- PG Degree 

}	University : V N South Gujarat Uni, Surat
	Institution : Govt. Medical College, Surat
	Year : 1986
- Total teaching experience (give details): 34 years  
Tutor: 8 years 7.5months, Assistant Professor: 6 years 4 month,  
Associate Professor: 10 years 4 months, Professor: 9 years

a) **Purpose of Present Application:** \_\_\_ Increase of seats in Post graduation (For Grant of Permission/ Recognition/ Increase of seats in/ Renewal of recognition Verification)

b) **Relevant Background Information of the department:**

**Date of last MCI inspection of the department:** \_\_\_ 6 and 7 October, 2006  
(Write Not Applicable for first MCI inspection)

**Purpose of Last Inspection:** Recognition of P G degree seats

**Outcome of last Inspection:** \_\_\_\_\_  
Quote letter no, and remarks forwarded by MCI after the inspection)

Letter No. MCI-94(22)/2006/Med./6130 dated 25/05/2007  
Remarks "The post graduate Committee considered the council inspector's report 2006) and decided to recommend that M.S./M.D.(anatomy) Qualification grant Narmad South Gujarat University in respect of students being trained at Govt College, Surat be recognized and included in the 1<sup>st</sup> Schedule to the I.M.C. act 1 the number of admission to 5 (five) student per year"  
Date of starting the course:- 04/04/84  
Date of examination of first batch:- August 1986

7. Mode of selection (actual/proposed) of PG students.

Candidates are selected once a year on the basis of merit plus entrance examination. The admission is done by college council and university PG admission committee. As per Govt. Of Gujarat merit list is prepared on following weightage of marks and entrance examination  
M.B.B.S. Marks: 50% and Entrance Marks: 50%

50% seats are allotted to All India Post Graduate Entrance Examination. Govt. Of Gujarat

8. If course already started, year wise number of PG students admitted and available PG teachers during the last five years.

Year	Names of PG students admitted		Names of recognized PG teachers against whom the students were admitted.
	Degree	Diploma	
2008	Dr Chintan Bhatr Dr Bhadresh Prajapati Dr Shweta Patel Dr Bhavika Panchal Dr Nilam Meghatar	NA	Dr. C D Mehta Dr Alka Udainia Dr M Bansal Dr C D Mehta Dr V H Vaniya
2009	Dr Jayshri Patel Dr Mukesh Garg Dr Ketan Chauhan Dr Roma Patel Dr Zarana Asiyani	NA	Dr M Bansal Dr V H Vaniya Dr Alka Udainia Dr C D Mehta Dr C D Mehta
2010	Dr Divyesh Kaneriya Dr Kuldeep Suthar Dr. Ritesh Brahmhbhart	NA	Dr B Umarvanshi Dr C D Mehta Dr C D Mehta
2011	Dr Pratik Mistry Dr Krupal Chauhan Dr Dipal Arya	NA	Dr C D Mehta Dr Alka Udainia Dr M Bansal
2012	No Admission	NA	

9. Central Library: **Annexure I**

- Total No. of Books. 22294 & Back volumes 10088; dissertations: 805
- Books pertaining to Anatomy 2016
- Purchase of latest editions in last 3 years.

Anatomy Books	Other Books
284	2412

- Journals:

	Total	Anatomy
Indian	75	2
Foreign	37	1
Online	469	10

- Year/month upto which Indian Journals available. **December 2012**
- Year/ month upto which Foreign journals available. **December 2012**

*Bhaskar*  
2.5.13

- Internet /Medlar/ Photocopy facilities available including LCD projector & C
- 30 computer terminal with internet facility.
- Library opening timings: **9am to 5 pm on all working days**
- Reading facility out of routine library hours **24 hours for UG and PG studen**

#### 10. Hostel facilities:

Layout: All buildings are situated in college campus.

Distance from college & Hospital ; About 300 to 400 meters

Accommodation (No. of rooms) available for

Under graduates	Rooms		Seats
	Boys	Girls	
Intern	50	100	
Post graduate	248	248	
Non teaching staff	98	116	

#### 12. Medical Education Unit (Constitution) : Attached **Annexure II**

(Specify number of meetings of these bodies held annually & minutes thereof)

#### 13.. Central Research Lab.: **Annexure III, Annexure IV**

Research lab attached to each department , Special laboratories for detection of leptospirous is attached with Microbiology Department. Sickle cell laboratory will be coming up with pr MBBS students building within 2 years.

**Technicians 3**

- Staff :
- Equipment:

-Hemoglobin Variant System (HPLC), Haematoflourimeter, Electrophoresis, centrifuge, Binocular

Microscope, deep fridge -40°C

- PCR & Gel Documentation unit to be installed.

- Internet connectivity/ Photocopier

- Work load. - 90/day (Solubility test for sickling, HPLC, Hemogram, ZPD, Electrophoresis)

**14. Generator Facility:**

Hospital: 1000 KV Diesel

College: 500 Kv Diesel

**Available**

**15. Recreational facilities:**

- Play grounds. Available

- Gymnasium: No, but facilities for Cricket, Badminton, Volleyball, Table tennis available




- Auditorium: Yes available in campus

*Shweta*  
2-S.B

**PART – II (Departmental Information)****Teaching Staff:**



S. No.	Designation	Name with Date of Birth	Nature of employment Full time/part time/Hon.	PAN number	PG QUALIFICATION			<b>Experience</b> Date wise teaching experience with designation & Institution				
					Subject with Year of passing	Institution	University	Designation	Institution	From	To	Period
1	Professor and Head	Dr C D Mehta 05/09/1952	Full time	AEHPM4834 M	Anatomy/ 1986 <i>(R)</i>	G.M.C.Surat	South Guj University Surat	Tutor	GMCSurat	15/11/78	25/06/87	8 years 7.5 months
								A.P.	GMC Surat	26/06/87	18/10/93	6years 4 months
								Asso.Proff.	GMC Surat	19/10/93	12/10/98	10 years 4 months
									MC Rajkot	13/10/98	21/06/99	
									GMCSurat	22/06/99	09/05/00	
									BJMCAbad	10/05/00	01/01/02	
									GMCSurat	02/01/02	19/02/04	
								Professor	Mcbaroda	20/02/04	21/01/07	9 years
									GMCSurat	22/01/07	till date	2 months

*Shahar*  
D.S-13

2	Associate Professor	Dr Meenakshi Bansal 06/03/1966	Full time	ABLPB2900 N	Anatomy/2001 	G.M.C.Surat	South Guj University Surat	Tutor  A.P.  Asso. Proff.	GMCSurat GMCSurat GMCSurat GMCSurat GMCSurat	10/01/95 10/08/01 21/03/07 16/10/08 13/12/08 23/02/12 30/06/12	09/08/01 20/03/07 15/10/08 12/12/08 22/02/12 29/06/12 till date	6 years 7 months 5 years 7 months 6 years
3	Associate Professors	Dr Alka Udainiya 14/09/1968	Full time	AFSPS2698B	Anatomy/2001 	G.M.C.Surat	South Guj University Surat	Tutor  A.P.  Asso Proff  Professor and Head	GMCSurat GMCSurat MPMC Jm GMCSurat GMCSurat GMC Bhav GMCSurat GMCSurat GMERS Valsad	05/03/97 12/10/00 07/09/02 16/10/03 02/03/06 16/10/08 13/12/08 21/09/12 29/12/11	11/10/00 06/09/02 15/10/03 01/03/06 15/10/08 12/12/08 28/12/11 till date 20/09/12	3yrs 7months 5years 5 months 6 years 4 months 09 months
4	Associate Professor	Dr Bharati Umarvanshi 09/10/1964	Full time	AAGPU5459 H	Anatomy/2002 	G.M.C.Surat	South Guj University Surat	Tutor  A.P.  Asso Proff	GMCSurat GMCSurat GMCSurat GMCSurat GMCSurat	30/10/92 07/05/02 16/10/07 16/10/08 13/12/08	06/05/02 15/10/07 15/10/08 12/12/08 tilldate	9 years 6 months 5 year 5 month 5 years 5 months


*Anafar*  
2-5-13



Associate Professor	Dr Dhananjay S. Patil 18/05/1976	Full time	AJFPP5376G	Anatomy 2003 	B.J.M.C. Ahmedabad	Gujarat University Ahmedabad	Tutor  A.P.  Asso Proff	B.J.M.C. Ahmedabad GMCSurat  GMCSurat GMERS Patan GMERS Valsad GMCSurat	19/03/02  02/05/06  08/08/11 29/12/11 10/02/12 21/09/12	01/05/06  07/08/11  28/12/11 09/02/12 20/09/12 Till date	12  4 years 1 months  5 years 3 months  1 year 7 months
Assistant Professor	Dr. Rashvaita Patel 4/12/1980	Full time	ANGPP3371 G	Anatomy/ 2009 	G.M.C.Surat	South Guj University Surat	Tutor  A.P.	GMCSurat GMCSuratt	18/07/051 18/2/10	17/02/10 Till date	5 years 7 months  3 years 2 months

## FORM-MCI-13(ANA)

13

7	Assistant Professor	Dr. Bhadresh Parjapati 30/01/1984	Full time	AWGPP6773 M	Anatomy/ 2011 	G.M.C.Surat	South Guj University Surat	Resident  Tutor  A.P.	GMCSurat  GMCSurat  GMERS Valsad GMCSurat	10/06/08  13/02/09  27/09/11 12/02/12 21/09/12	12/02/09  26/09/11  11/02/12 20/09/12 till date	8 months  2 years 7 months  1 years 6 months
8	Tutor	Dr. Shweta Patel	Full time		Anatomy/2002	G.M.C.Surat	South Guj University Surat	Tutor	GMCSurat			
9	Tutor	Dr. Ketan Chauhan 19/04/1983	Full time	AGVPC5904 E	Anatomy/2012	G.M.C.Surat	South Guj University Surat	Tutor	GMCSurat	03/04/10	Till date	2 years 11 months
10	Tutor	Dr. Kuldeep Suthar 30/12/85	Full time	CWLPS7334 G				Resident  Tutor	GMCSurat  GMCSurat	30/06/10  03/04/12	02/04/12  Till date	1 years 9 months  11 months
11	Tutor	Dr. Pratik Mistry 14/12/1987	Full time	BHMPM7219 P				Resident  Tutor	GMCSurat  GMCSurat	02/05/11  06/08/12	05/08/12  Till date	1 years 3 months  6 months

*Shahar*  
2.5.13

## 1. List of Non-teaching Staff: -

S.No.	Name	Designation
1	Vankar Nathabhai Dahyabhai	Senior Clerk
2	Mrs Charuben Bhatt	Lab Technician
3	Mr Mukesh Shah	Lab Assistant
4	Mr Ramesh Surti	Dissection Hall Attendant
5	Dinesh	Dissection Hall Attendant
6	Jitendra	Dissection Hall Attendant
7	Nitin Solanki	Dissection Hall Attendant
8	Arvind Surti	Sweeper
9	Sehal Sandip	Sweeper

## 2. Teaching facilities:

	Number	Size	Sitting capacity
Seminar Rooms	1	35sqm	22
Demonstration Rooms	2	72 sqm & 53sqm	75 each

Audiovisual Aids: **Adequate**3. Departmental Library: **Annexure V**

- Total No. of Books. 358
- Purchase of latest editions in last 3 years. 63
- Total No. of Journals 36

## 4. Departmental Museum : two in nos

- Space: 78 sqm and 81 sqm
- No. of specimens : Gross Anatomy: Wet 370, Dry : 330  
Embryology: 33, Neuroanatomy: 70
- Charts/ Diagrams.
  - embryology & anatomy models-300
  - flannel charts...54
  - skeleton painted-1
  - skeleton unpainted-6
  - skeletal foetal-1
  - demonstration skull-37

*Sehal*  
2.5.13

cast cavities-10

plane X-ray, special X-ray, CT, MRI, Sonography plates.

5. Office Accommodation:

- Departmental Office: yes
- Space: 12 sq.m
- Staff (Steno/Clerk). 1
- Computer/ Typewriter: Available with printer

Office Space for Teaching Faculty:

- HOD 1 professor room (33 sq.m)
- Professor 1 professor room (33 sq.m)
- Assoc. Prof./ Reader .....2 rooms (15 sq.m each)
- Lecturer/ Asstt. Professor .. 1 rooms (15 sq.m each)
- Resident duty room .....1 room (13 sq.m)

6. Equipments:

List of important equipments available and their functional status.

Annexure VI (in total )

7. Facilities for Practicals/Research.

- Details of facilities to carry out theory and practical classes for UG students as per the recommendations of Medical Council of India.  
1 lecture hall capacity 174 students for theory lectures with adequate audiovisual aids.  
Dissection hall (300sqm) and histology (300sqm) laboratories for practical classes.

- Details of facilities to carry out additional classes and practicals at PG level.  
1 lecture theatre, 2 demonstration rooms, 1 seminar room, 1 histology laboratory, 1 PG research laboratory with adequate audiovisual aids.

- Details of laboratories and other facilities to carry out research work.  
1 PG research laboratory **Annexure VIa**, 1 histology laboratory **Annexure VIb**

8. Brief description of techniques for

- Histology – Tissue preparation, sectioning, staining.

Available in histology laboratory and its preparation room.

- Embalming (Techniques) by gravity method 3 sets

Embalming room separate available with embalming apparatus and necessary instruments.

*Amal*  
2-5-13

- Genetics

Only Charts available.

9. Brief details regarding Applied Anatomy:

- Facilities available for training in Applied Anatomy. Available in co ordination with clinical departments.
- Facilities available for training in other selected subjects:- Available in coordination with other departments.

10. Technical Support:-

Availabilities of trained technical staff for assisting PGs in PG practicals and research. Trained staff available.

11. List of publications from the department during the last 3 years in indexed and non-indexed journals. Annexure VII

12. Data submission to the national authorities, if applicable :  
Not applicable

13. Any other information. Nil

Every year staff of department is attending national conferences and state level conferences. PG students are maintaining record books, attending seminars, preparing museum specimens. Annexure VIII (List of seminars)

Special Note : List of Miscellaneous Annexures

- Annexure IX (Antoragging , Disciplinary)
- Annexure X (loundry, incineration, nabl)
- Annexure XI (mcdc)
- Annexure XII (Pharmaco vigilance)
- Annexure XIII (PG Time Table)
- Annexure XIV (MCI Recognition letter)
- Annexure XV (Gazette, Notification)

*Shelar*  
2.5.13

